



STONEWARE

Classic | Matte | Texture | Crystal | Wash | Flux



NEW STONEWARE GLAZES 2020

CLASSIC



SW-183
Oxblood



SW-184
Speckled Toad

GLOSS



SW-509
Dark Green Gloss



SW-510
Blue Gloss

CRYSTAL



SW-179
Muddy Waters



SW-180
Desert Dusk



SW-181
Night Moth


MATTE



 SW-182
Antique Brass



Dinnerware Safe

All Mayco Stoneware glazes are dinnerware safe when used according to the manufacturer's directions, except where noted by the "Not Dinnerware Safe" icon. 

STONEWARE CLASSIC

Stoneware glazes offer the depth, sophistication and reliability to artists working from mid-range to high-fire temperatures. Many glazes will break over textures, revealing secondary colors and shades. The choice of clay body, thickness of glaze application, firing process and temperature will affect the fired results.



SW-180
Desert Dusk
over
SW-128
Cordovan



SW-250
White Opal



SW-169
Frosted Lemon



SW-168
Coral Sands



SW-206
Melon



SW-205
Coral



SW-113
Speckled Plum



SW-119
Cinnabar



SW-128
Cordovan



SW-177
Raspberry Mist



SW-251
Pink Opal



SW-183
Oxblood



SW-143
Abalone



SW-165
Lavender Mist



SW-134
Eggplant



SW-125
Purple Mint



SW-255
Gray Opal



SW-166
Norse Blue



SW-211
Glacier Blue



SW-252
Blue Opal




SW-207
Chambray



SW-101
Stoned Denim



SW-123
Sapphire




SW-100
Blue Surf



SW-212
Peacock



SW-201
Turquoise



STONEWARE MATTE

Choose from solid shades to those that create interesting color variation as they move and break. Application thickness is key to making mattes work for you.



CLASSIC & MATTE TIPS

- Mayco Glazes are user-friendly in application, layering and firing.
- Used alone, stoneware glazes produce beautiful color variations; one coat will allow the clay body to show through the glaze and two to three coats deepen the color.
- SW-136 Weathered Blue, SW-137 Storm Gray, and SW-138 Lemon Meringue are unique glazes that change in appearance with number of glaze coats. One coat will display more color while additional coats will increase mottling and white variegation.



SW-166 Norse Blue over SW-168 Coral Sands

STONEWARE CRYSTAL



SW-115
Midnight Rain



SW-116
Robin's Egg



SW-117
Honeycomb



SW-118
Sea Salt



SW-146
Aurora Green




SW-147
Moonscape




SW-148
Lime Shower




SW-150
Celadon Bloom



SW-151
Olive Float



SW-152
Blue Splatterware




SW-153
Indigo Rain




SW-154
Shipwreck




SW-155
Winter Wood



SW-156
Galaxy



SW-170
Blue Hydrangea



SW-171
Enchanted Forest



SW-176
Sandstone



SW-179
Muddy Waters



SW-180
Desert Dusk



SW-181
Night Moth

CRYSTAL TIPS



- Crystal glazes are designed to expand upon the surface with dazzling bursts of color.
- Crystals will settle to the bottom of the jar and will need thorough mixing prior to initial use and in between each coat.
- Apply two to three coats using a fan or hake brush. While the glaze is wet, use your brush to redistribute crystals to achieve balanced coverage. Over-application of the crystals can cause pinholing or running.
- Avoid placing crystals near the bottom third of a vertical piece as they may cause additional movement during firing.

STONEWARE GLOSS

Stoneware Gloss glazes can be used in design, all over coverage and are the ideal product for intermixability at mid-range temperatures. The integrity of your design will remain unchanged as these glazes are incredibly stable and will not move or combine with surrounding colors.



SW-501
White Gloss



SW-502
Yellow Gloss



SW-503
Orange Gloss



SW-504
Red Gloss



SW-505
Purple Gloss



SW-506
Bright Blue Gloss



SW-510
Blue Gloss



SW-507
Bright Green Gloss



SW-509
Dark Green Gloss



SW-508
Black Gloss

STONEWARE CLEAR



SW-001
Clear



SW-002
Matte Clear



SW-004
Zinc-Free Clear

Mayco Stoneware Clear Glazes will preserve and enhance the surface of your work.

CLEAR TIPS

- **SW-001 Clear** is formulated to reach high fire temperatures up to cone 10.
- **SW-002 Matte Clear** fires to a satin matte finish at cone 5/6 and will become more satin at cone 10.
- **SW-004 Zinc-Free Clear** is designed for use on products containing chrome-based pigments to ensure that you will get a smooth and clear surface.

STONEWARE SPECIALTY

Stoneware specialty glazes were developed for special effects and surface depth.



CRACKLE TIPS

SW-149 Crackle White and SW-003 Crackle Matte Clear are developed for mid-range firing temperatures where a fine crackle pattern will develop with 2-3 coats. To highlight the crackle pattern, after firing, wipe black acrylic or ink over the ware and wipe off, allowing the ink to fill the cracks.

MUDCRACK TIPS

SW-403 White Mudcrack and SW-404 Black Mudcrack were developed to create a highly-texture raised and cracked surface. The thicker the application, the more textured the surface. Mudcrack can be directly applied to bisqueware or in combination with other mid-range glazes.

MAGMA TIPS

SW-405 Light Magma and SW-406 Dark Magma were developed to create a rough, cratered surface. The thicker the application, the more textured the surface will be. Magma can be directly applied to bisqueware or in combination with other mid-range glazes.



SW-403 White Mudcrack over SW-505 Purple Gloss

WORKING WITH FLUX

SW-401 Light Flux and SW-402 Dark Flux are flowing glazes intended for use with other stoneware glazes to enhance movement, promote reactions and add interesting effects. Apply 2-3 coats under or over another mid-range glaze to bring about "hidden colors".



CONE 6 RESULTS




CONE 10 RESULTS



Technique was achieved by brushing on two (2) layers of base glaze. Then apply two (2) layers of top glaze (Flux), letting glazes dry between coats.

STONEWARE WASH

Mayco Stoneware Washes are a multi-purpose product with limitless possibilities. These washes can be used alone for staining techniques or with any glaze from low-fire (cone 05/06), mid-range (cone 5/6), and up to cone 10. They are beautiful in oxidation or reduction and can expand the glaze palette for an artist or teacher. Mayco Stoneware Washes are highly concentrated metallic glaze colorants formulated for ease of use and versatility. Mayco Stoneware Washes are not dinnerware safe when used alone. 



SW-301
Iron Wash



SW-302
Rutile Wash



SW-303
Manganese Wash



SW-304
Copper Wash



SW-305
Cobalt Wash

WASH TIPS

- Formulated for ease of use and brushability.
- Washes can be applied in a variety of ways, but are often painted into textured areas and wiped away on the higher surface to accentuate the texture.
- Can be fired from cones 06 - 10.




Get Inspired

Explore ideas, draw inspiration, or choose your next project from our extensive library.

Visit MaycoColors.com to access our Project Library.



AVAILABLE SIZING



	4 oz.	Wide mouth pt.	1 gal.	5 lbs. dry
Classic		√		√
Matte		√		√
Crystal		√		√
Gloss		√		√
Clear		√	√	
Specialty	√ (Flux only)	√		√ (Magma only)
Wash	√			

Dry Glazes

Use Mayco Stoneware Dry glazes (SDs) for fast dipping and layering, creating natural flowing effects. Fine and uniform particle size and a thorough dry mixing process make Mayco Stoneware Dry glaze consistency so perfect that sieving is optional. Available in 5 lbs. bags with volume pricing available. Contact your Mayco Distributor for details.

Visit MaycoColors.com for additional resources.

Stoneware Glaze Assortment Kits

Mayco Stoneware Glaze Assortment Kits offer a variety of colors, finishes and endless possibilities for glaze combinations. The kits are value priced in sets of six wide mouth pint jars and are perfect for the studio or classroom.

Visit MaycoColors.com for available Stoneware kits.

LOW-FIRE GLAZES AT MID-RANGE

Artists can incorporate and combine other Mayco products with Stoneware glazes at mid-range (cone 5/6) temperatures. Cone 6 color performance can be found on the left side of the low-fire glaze label. Visit MaycoColors.com for more information on low-fire glazes at mid-range.

Stroke & Coat®


Many Stroke & Coat® glazes perform well at mid-range. Darker colors such as red, orange, yellow, blue and green may darken compared to their cone 06 results. Lighter colors such as tan, purple and pink will fade.



SC-33 Fruit of the Vine and SC-29 Blue Grass trailed under SW-143 Abalone

Elements™

Many Elements™ and Elements™ Chunkies create beautiful effects when used with stoneware at mid-range. Elements™ will be quite fluid and move during the firing process so keep away from the bottom of the ware.



EL-149 Lavender Flower over SW-110 Oyster and SW-134 Eggplant on the rim

Jungle Gems™

Jungle Gems™ glazes perform at mid-range for very interesting results. Crystals will have additional movement at higher temperatures and will act more as a blending agent.



CG-992 Mint Chip over SW-144 Lava Rock

Designer Liner

Designer Liner enables artists to achieve crisp, non-moving linework from cones 06 - 6 temperatures. To ensure sharpness in line quality, use a non-moving translucent or clear glaze over the top of Designer Liner.



SG-401 Black Designer Liner, SW-119 Cinnabar and SW-001 Clear


STONEWARE GLAZE COMBINATIONS

Artists can achieve incredible finishes with a simple combination of two glazes. Visit MaycoColors.com for more Stoneware glaze combinations and inspiration.

CONE 6 RESULTS



SW-180 Desert Dusk over SW-112 Tiger's Eye



SW-184 Speckled Toad over SW-151 Olive Float




SW-177 Raspberry Mist over SW-154 Shipwreck



SW-108 Green Tea over SW-144 Lava Rock



SW-176 Sandstone over SW-168 Coral Sands



SW-504 Red Gloss over SW-116 Robin's Egg

Technique was achieved by brushing on two (2) layers of base glaze. Then apply two (2) layers of top glaze, letting glazes dry between coats.

STONEWARE GLAZE COMBINATIONS

Artists can achieve incredible finishes with a simple combination of two glazes.
 Visit MaycoColors.com for more Stoneware glaze combinations and inspiration.

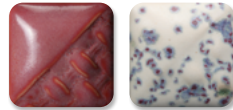
CONE 10 RESULTS



SW-180 Desert Dusk over SW-148 Lime Shower



SW-184 Speckled Toad over SW-154 Shipwreck



SW-177 Raspberry Mist over SW-153 Indigo Rain



SW-108 Green Tea over SW-128 Cordovan



SW-121 Smoke over SW-155 Winter Wood



SW-501 White Gloss over SW-154 Shipwreck

Stoneware Glazes at Cone 10


Mayco Stoneware glazes are intended for use at cone 5/6, but many are also pleasing and stable at cone 10 oxidation, reduction or other alternative atmospheric firing conditions. Always test prior to use.



Jeff Babione

CONE 10 RESULTS


STONEWARE CLASSIC



Chips shown have been fired to cone 10 on white stoneware body.



STONEWARE MATTE



The choice of clay body, thickness of glaze application, firing process and temperature will affect the fired results. Due to variability, we recommend testing prior to application to artwork.



SW-180 Desert Dusk over SW-107 Dunes

STONEWARE CRYSTAL



SW-115
Midnight Rain



SW-116
Robin's Egg



SW-117
Honeycomb



SW-118
Sea Salt



SW-146
Aurora Green



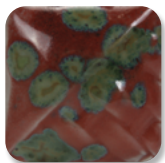
SW-147
Moonscape



SW-148
Lime Shower



SW-150
Celadon Bloom



SW-151
Olive Float



SW-152
Blue Splatterware



SW-153
Indigo Rain



SW-154
Shipwreck



SW-155
Winter Wood



SW-156
Galaxy



SW-170
Blue Hydrangea



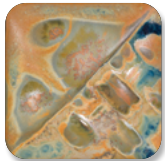
SW-171
Enchanted Forest



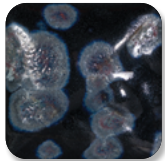
SW-176
Sandstone



SW-179
Muddy Waters



SW-180
Desert Dusk



SW-181
Night Moth

STONEWARE GLOSS



SW-501
White Gloss



SW-502
Yellow Gloss



SW-503
Orange Gloss



SW-504
Red Gloss



SW-505
Purple Gloss



SW-506
Bright Blue Gloss



SW-510
Blue Gloss



SW-507
Bright Green Gloss



SW-509
Dark Green Gloss



SW-508
Black Gloss

STONEWARE CLEAR



SW-001
Clear



SW-002
Matte Clear



SW-004
Zinc-Free Clear

STONEWARE SPECIALTY



SW-149
Crackle White



SW-003
Crackle Matte Clear



SW-403
White Mudcrack



SW-404
Black Mudcrack



SW-405
Light Magma



SW-406
Dark Magma



SW-401
Light Flux
(over SW-119 Cinnabar)



SW-402
Dark Flux
(over SW-119 Cinnabar)

STONEWARE WASH



SW-301
Iron Wash



SW-302
Rutile Wash



SW-303
Manganese Wash



SW-304
Copper Wash



SW-305
Cobalt Wash

Stoneware Wash is Not Dinnerware Safe when used alone.

Stroke & Coat®

The Creative Choice

An intermixable, versatile glaze
perfect for the classroom or studio.



Designer Liner

Use this versatile product to create fine
detail with lines, dots and letters.



FUNDAMENTALS® Underglaze

Vibrant color, highly versatile and
a staple for ceramic artists.



Expand your palette
with these glaze lines and
other products from Mayco.

MC-434E 3/20

Mayco Colors
Coloramics, LLC
4077 Weaver Court South
Hilliard, OH 43026

614-876-1171
info@maycocolors.com
MaycoColors.com

